



UK Merchant Worktop Range




Square Edge Worktop



22mm x 3050 x 620mm


38mm x 3050 x 620mm



K023 SQ
Venato



4374 DP
Concrete Art Opal Grey



5580 DP
Chepe



4892 GL
Pietra Grey



2360 AN
Oak Castell

38mm x 3050 x 620mm



4895 DP
Atlantic Stone Graphite



K201 RT
Dark Grey Concrete



4038 AT
Sonoma Oak



5414 AW
Oak Endgrain Classic



5413 AW
Oak Endgrain Cognac

The choice of worktop plays a vital role in the creation of a dream kitchen. That is why our selection of stunning finishes ranges from distinctly traditional to on-trend, ensuring we offer you the best of classic and contemporary design. However, attraction is deeper than stunning looks. That is why our worktops are designed and constructed using the latest technology and sustainable materials, providing the highest level of performance. Beautiful designs, solid construction, at a reasonable price.



UK Express Stock Summary

Thickness (mm)	Worktop (mm)	Breakfast Bar (mm)*
Square Edge		
22	3050 x 620	—
38	3050 x 620	3050 x 900
Matching Products	Thickness (mm)	Size (mm)
Upstands	20	3000 x 100
Splashbacks	6	3050 x 600
HPL	0.5/0.6	3050 x 1260
ABS edgings	1.5	1300 x 43/28
Edgings	0.6	1200 x 38

*Made to order.



22mm, ABS Edged



38mm, ABS Edged

Features



STAIN RESISTANT



HEAT RESISTANT



EASY TO CLEAN



HYGIENIC




ANTI-BACTERIAL

To request a sample email sales@kronospan.co.uk or visit www.kronospan.com


Round Edge Worktop (6mm profile)




28mm x 3050 x 600mm
38mm x 3050 x 600mm



0500 PE
Antique White



K203 SU
Venato



K204 PE
Classic Granite



5518 BS
Jet




K210 PE
Black Flint



K206 PE
Porterhouse Walnut


38mm x 3050 x 600mm



8681 SQ
White Sparkle




K209 RS
Crema Limestone



K207 RS
Grey Galaxy



K210 SQ
Black Flint




K218 GG
Black Andromeda



5527 FP
Stone Oak



5284 AN
Oak Roosevelt



4887 AN
Walnut Almond Expressive



UK Express Stock Summary

Thickness (mm)	Worktop (mm)	Breakfast Bar (mm)*
Round Edge		
28	3050 x 600	—
38	3050 x 600	3050 x 900
Matching Products	Thickness (mm)	Size (mm)
Upstands	20	3000 x 100
Splashbacks	6	3050 x 600
HPL	0.5/0.6	3050 x 1310
Edgings	0.6	1200 x 38

*Made to order.



28mm, 6mm Radius



38mm, 6mm Radius

Features



STAIN
RESISTANT



HEAT
RESISTANT



EASY TO
CLEAN



HYGIENIC



ANTI-
BACTERIAL

To request a sample email sales@kronospan.co.uk or visit www.kronospan.com



www.kronospan.com

FOLLOW US



<https://www.facebook.com/kronospanuk>



https://www.instagram.com/kronospan_uk/



<https://www.linkedin.com/company/kronospan-uk>



kronospan
www.kronospan.com

Kronospan Limited
Chirk, Wrexham
LL14 5NT
Phone: 01691 773361
Email: sales@kronospan.co.uk
Website: www.kronospan.com