

Kronodesign®

Trends 18/19
Harmony of Contrasts



When we sat down to develop the trend forecast for the new Global Collection created to inspire and enable professionals all over the world, we started with a bold thought: sometimes perfect harmony is achieved when contrasts meet. It's a thought that gave rise to Harmony of Contrasts – trends themes featuring a juxtaposition of contrasting designs, color shades, surfaces and textures. A selection uniting intense, pastel and monochrome colors; dark and light woodgrain; sophisticated marbles, stones and metals available in differing textures – from rough slate and high gloss to soft touch and subtle matt.

Each theme reveals a distinctive design style: Organic, with its natural timbers and authentic stones; Expressive, with its raw and revealing woodgrains; Industrial, with its concrete, steel and geometric designs; and Avant-garde, and its interplay of gloss, matt and metallic decors.

01	Introduction
02	Kronodesign®
04	Our Design Journey
14	Organic
26	Expressive
38	Industrial
50	Avant-garde
60	Decors Summary
74	Integrated Solution



Manufacturers of inspiration

We don't make furniture, or build kitchens or do interior design. We just make panels. And we're pretty good at it too. So good in fact that we operate over 40 manufacturing plants around the world and employ more than 14,000 colleagues.

People buy our panels because we offer so much choice. We create products in a huge range of finishes. Woodgrains, abstracts, block color – we offer it all. Lustrous mirror gloss? We've got it. The same goes for stone, marble and concrete. Our collections are built

on decades of research and understanding, from simply looking at the world to attending international design exhibitions. We see ideas anywhere and everywhere.

What this means for you is a range of products that fire the imagination whilst reflecting today's and tomorrow's design trends. We might just make panels, but there's inspiration in every one we make.

K083 SN Light Artwood
K097 SU Dusk Blue
K108 SU Peltro





Re:search Re:view Re:refresh



What inspires us will inspire you

Put very simply, we create decors with a strong commercial edge. Staying on top of trends can be challenging, but we're constantly monitoring forecasts and talking to the industry to understand what people really want in the moment.

Such an undertaking is a global effort – for instance, we travelled to Pennsylvania to source wood coming originally from an Amish community that we discovered at a timber reclamation company based in a former steel mill. This wood was American Poplar with light to medium spalting which provided the character our customers are looking for. We selected the best pieces and finished them with a sympathetic white wash to bring out the pastel subtleties of the timber for the best results.

Likewise, we received word of a superb Fumed Oak Veneer in Austria. Given the superb authenticity and Italian influences so obvious in the craftsmanship, we thought nothing of seeing it for ourselves. After some thoughtful retouching by our team, it turned out to be a truly outstanding piece.

Inspiration is one thing, but we work equally hard to ensure that our customers and design partners receive only the very best. We're constantly talking to them to narrow our ranges to only the most on-trend selections.

But the world of design is always changing. Old favorites might persist, but we understand that it's an industry that craves change, novelty and the 'next big thing'. As such, our collections are regularly reinvented to reflect the changing tastes and commercial realities of our industry partners.

If you're looking for your next important business opportunity, our collection is something that your customers will find impossible to ignore.








**We bring
panels to life.
And life to
panels**

Welcome to a Harmony of Contrasts.



Organic
Expressive
Industrial
Avant-garde



Let inspiration come naturally



This is {Organic}


There's no greater designer than nature. In unpredictable times we're instinctively drawn to the peaceful sensation that natural colors and tones provide and our busy urban lives are soothed when we bring the calm of the country into our homes. Organic is about the warmth and comfort of natural timbers from pale grey to dark brown, earthy rustic lunar stone designs and wholesome colors like Ceramic Red and Oxide Green that bring serenity and balance to your interior design.

Natural wood
Floral
Simplicity
Green
Balance
Lightness

K085 PW Light Rockford Hickory
K098 SU Ceramic Red
K086 PW Natural Rockford Hickory
9561 BS Oxide Green







**The most
inspiring
design
evolves
naturally**

Organic combinations



K081 PW
Satin Coastland Oak
 [Icons]



K080 PW
White Coastland Oak
 [Icons]



K098 SU
Ceramic Red
 [Icons]



K086 PW
Natural Rockford Hickory
 [Icons]



K104 SL
Dark Lunar Stone
 [Icons]

K085 PW
Light Rockford Hickory
 [Icons]

Organic combinations



K077 PW
Light Riverside Cherry
[Icons]



K078 PW
Dark Riverside Cherry
[Icons]



9561 BS
Oxide Green
[Icons]



5981 BS
Cashmere
[Icons]



K087 PW
Dark Rockford Hickory
[Icons]



K103 SL
Light Lunar Stone
[Icons]



A style that speaks volumes



This is {Expressive}

Today more than ever people are expressing themselves. Not content to be defined by others, they're saying "this is me and this is what I stand for". Expressive lets you say it how it is, with raw and revealing woods that are strong and tactile and full of perfect imperfections like knots and coarse grains. Sleek dark grey marble worktops are enhanced with spots of lighter grey in soft patterns. It's bohemian luxury; an eclectic mix of rustic and elegant that radiates richness. Make a statement, loud and clear, with Expressive.

Sophisticated
Raw oaks
Refined marble
Innovation
Rich
Superior

K076 PW Sand Expressive Oak
5982 BS Muschel
K090 PW Bronze Expressive Oak
K096 SU Clay Grey







**Express
yourself.
Make
something
beautiful
today**

K107 FP Elegance Endgrain Oak
 K093 SL Grey Emperor Marble
 K092 FP Dark Porterhouse Oak
 K091 FP Light Porterhouse Oak
 K105 FP Raw Endgrain Oak

Expressive combinations



K107 PW
Elegance Endgrain Oak
[Icons]



K093 SL
Grey Emperador Marble
[Icons]



5982 BS
Mussel
[Icons]



K092 FP
Dark Porterhouse Oak
[Icons]



K076 PW
Sand Expressive Oak
[Icons]

Expressive combinations

K090 PW
Bronze Expressive Oak
[Icons]



K091 FP
Light Porterhouse Oak
[Icons]



K096 SU
Clay Grey
[Icons]



K082 PW
Bourbon Oak
[Icons]



K105 PW
Raw Endgrain Oak
[Icons]





Where function creates the form



This is {Industrial}

There's something reassuring and solid about the age of industry, with its no-nonsense utility and functionality. Industrial recycles and recreates that look and feel with wood, concrete, slate and steel and a focus on neutral colors. Rough surfaces contrast with refined stone designs in delicate shades between white and grey, while earthy, grey woods complement geometric patterns and slate and steel decors. Tints of blue, grey and petrol bring some warmth to the party, while distressed woods and visible bolts add bags of character. It's unapologetically raw and unrefined. Industrial gets the job done.

Concrete
Stone
Grey woods
Geometric
Functionality

K084 SN Dark Artwood
K097 SU Dusk Blue
K108 SU Petrol







**Wood,
concrete, slate
and steel;
Start
an Industrial
revolution**

K200 RS Light Grey Concrete
 K095 SU Light Terrazzo Marble
 K094 SL River Slate
 K102 SU Dark Terrazzo Marble
 K202 RS Rusty Steel

Industrial combinations

K083 SN
Light Artwood
[icon] [icon] [icon] [icon] [icon] FF 20 30

K084 SN
Dark Artwood
[icon] [icon] [icon] [icon] [icon] FF 20 30

K095 SU
Light Terrazzo Marble
[icon] [icon] [icon]

K097 SU
Dusk Blue
[icon] [icon] [icon]

0245 SU
Ocean
[icon] [icon] [icon]

K201 RS
Dark Grey Concrete
[icon] [icon]

K202 RS
Rusty Steel
[icon] [icon]

K079 PW
Grey Clubhouse Oak
[icon] [icon] [icon] [icon] [icon] FF 20 30

Industrial combinations

K089 PW
Grey Nordic Wood
[Icons]

K088 PW
White Nordic Wood
[Icons]

K102 SU
Dark Terrazzo Marble
[Icons]

0244 SU
Petrol
[Icons]

6299 BS
Cobalt Grey
[Icons]

K200 RS
Light Grey Concrete
[Icons]

K108 SU
Peltro
[Icons]

K094 SL
Riven Slate
[Icons]



Pushing the boundaries of style



This is {Avant-garde}

In every sphere of creation man is constantly trying to move the boundaries, to take his art beyond reconceived ideas and discover new levels of originality. Avant-garde moves furniture design into the future, with unique blends of the opposite – from elegant and subtle to extravagant and bold. From high gloss surfaces that make a statement to matt finishes that achieve a warmer, premium look. Colors are contemporary, and complemented by the lustrous sheen of brushed aluminium. Shake off your preconceptions with Avant-garde.

Reflection
Gloss
Smooth surface
Matt
Metal

0514 AM Ivory
7045 AM Satin
7045 MG Satin
5981 MG Cashmere
AL01 Brushed Aluminium
AL04 Brushed Gold
7166 AM Latte
7166 AG Latte
6299 AM Cobalt Grey
6299 MG Cobalt Grey
0190 AG Black





**Avant-garde
is all about
the interplay
of light and
reflection**

Avant-garde combinations

7045 AG
Satin
[icon] [icon] [icon] [icon] [icon] [icon]

AL02
Brushed Platinum
[icon] [icon] [icon] [icon]

8685 AG
Snow White
[icon] [icon] [icon] [icon] [icon] [icon]

0514 AM
Ivory
[icon] [icon] [icon] [icon] [icon] [icon]

7045 AM
Satin
[icon] [icon] [icon] [icon] [icon] [icon]

8685 AM
Snow White
[icon] [icon] [icon] [icon] [icon] [icon]

AL04
Brushed Gold
[icon] [icon] [icon] [icon]

7045 MG
Satin
[icon] [icon] [icon] [icon] [icon] [icon]

AL01
Brushed Aluminium
[icon] [icon] [icon] [icon]

7166 MG
Latté
[icon] [icon] [icon] [icon] [icon] [icon]

Avant-garde combinations

7166 AM
Latté
[icon] [icon] [icon] [icon] [icon] [icon]

AL06
Brushed Bronze
[icon] [icon] [icon] [icon] [icon]

5981 MG
Cashmere
[icon] [icon] [icon] [icon]

6299 AM
Cobalt Grey
[icon] [icon] [icon] [icon] [icon] [icon]

6299 AG
Cobalt Grey
[icon] [icon] [icon] [icon] [icon] [icon]

7166 AG
Latté
[icon] [icon] [icon] [icon] [icon] [icon]

AL03
Brushed Inox
[icon] [icon] [icon] [icon] [icon]

6299 MG
Cobalt Grey
[icon] [icon] [icon] [icon] [icon] [icon]

AL05
Brushed Copper
[icon] [icon] [icon] [icon] [icon]

0190 AM
Black
[icon] [icon] [icon] [icon] [icon] [icon] [icon]



**Mix, match,
complement,
contrast.**



MF Boards



The perfect combination of beauty and performance, our Melamine Faced Boards have been crafted to offer both exceptional aesthetics and a sense of real quality. Taking in everything from wooden reproductions to muted and vivid colors, this range provides the perfect solution to all kinds of design concepts and challenges.

THE THINKING

We know that people want simple visual impact, which is why we created a range that's certain to captivate people's attention. Inspired by the colors and textures of nature, we've created something that matches, complements and contrasts. We can't wait to see how people make use of it.

Color

We just love color. We love it so much that we've taken inspiration from everywhere to create this range. Muted tones, loud and proud - we've got them all and everything in-between. We want people to be free to express themselves, so combine authentic wooden patterns with pure color. It's all about transforming a space.

			
5982 BS Mussel ■■■■■	5981 BS Cashmere ■■■■■	K096 SU Clay Grey ■■■■■	0301 SU Cappuccino ■■■■■
			
K097 SU Dusk Blue ■■■■■	0245 SU Ocean ■■■■■	0244 SU Petrol ■■■■■	6299 BS Cobalt Grey ■■■■■
			
K100 SU Raspberry Pink ■■■■■	K099 SU Midnight Blue ■■■■■	9561 BS Oxide Green ■■■■■	K098 SU Ceramic Red ■■■■■
			
9551 BS Oxide Red ■■■■■	0182 BS Dark Brown ■■■■■		



Contempo

Our design ideas are drawn from far and wide, and we're proud to offer the kind of surfaces that contemporary designers visualize. To make sure this is always the case, we spend a lot of time researching international trends and listening to what the industry is telling us. This way, we can be certain that the Contempo range continually provides the inspiration our customers need.



K088 PW
White Nordic Wood
[Icons: FF, 20, 30]



K083 SN
Light Artwood
[Icons: FF, 20, 30]



K084 SN
Dark Artwood
[Icons: FF, 20, 30]



K089 PW
Grey Nordic Wood
[Icons: FF, 20, 30]



K080 PW
White Coastland Oak
[Icons: FF, 20, 30]



K081 PW
Satin Coastland Oak
[Icons: FF, 20, 30]



K079 PW
Grey Clubhouse Oak
[Icons: FF, 20, 30]




K108 SU
Peltro
[Icons: FF, 20, 30]



K085 PW
Light Rockford Hickory
[Icons: FF, 20, 30]



K086 PW
Natural Rockford Hickory
[Icons: FF, 20, 30]



K087 PW
Dark Rockford Hickory
[Icons: FF, 20, 30]



K082 PW
Bourbon Oak
[Icons: FF, 20, 30]



K107 PW
Elegance Endgrain Oak
[Icons: FF, 20, 30]



K105 PW
Raw Endgrain Oak
[Icons: FF, 20, 30]

Standard


Our high quality melamine range spans both contemporary and traditional wood designs. A uniquely versatile material, it's the ideal basis for almost any furniture, shop-fitting, bedroom or hotel project. In fact, why stop there? You're only limited by your imagination.



K077 PW
Light Riverside Cherry
[Icons: FF, 20, 30]



K078 PW
Dark Riverside Cherry
[Icons: FF, 20, 30]



K076 PW
Sand Expressive Oak
[Icons: FF, 20, 30]



K090 PW
Bronze Expressive Oak
[Icons: FF, 20, 30]

Worktops



The kitchen worktop is the central hub of any home, so it's important to get it right - which is why we've created a broad selection of refined woods, authentic stone, marble and granite reproductions to suit any project.

THE THINKING

Whether the worktop is a statement piece or a harmonious component of your concept, we've combined sophisticated design with genuine functionality to create a range that performs as beautifully as it looks. Why settle for anything less?

Worktops

Our worktops are manufactured to extremely exacting standards. We're proud to offer a range of designs to suit every kind of kitchen. From classically welcoming woodgrain to sophisticated modern stone, our products set a new standard for durability and quality.



K023 SQ
Venato
■■■■■



K095 SU
Light Terrazzo Marble
■■■■■



K093 SL
Grey Emperador Marble
■■■■■



K108 SU
Peltro
■■■■■




K200 RS
Light Grey Concrete
■■■■■



K201 RS
Dark Grey Concrete
■■■■■



K094 SL
Riven Slate
■■■■■



K102 SU
Dark Terrazzo Marble
■■■■■




K103 SL
Light Lunar Stone
■■■■■



K104 SL
Dark Lunar Stone
■■■■■



K025 SQ
Brown Pietra Marble
■■■■■



K202 RS
Rusty Steel
■■■■■




K107 FP
Elegance Endgrain Oak
■■■■■ FF 20 3D




K105 FP
Raw Endgrain Oak
■■■■■ FF 20 3D



K091 FP
Light Porterhouse Oak
■■■■■



K092 FP
Dark Porterhouse Oak
■■■■■




K003 FP
Gold Craft Oak
■■■■■ FF 20 3D



Square gives an edge

Kronodesign® also has the edge with a choice of Square or Radius profiles. Our new ABS Square edge option gives a remarkably tough finish to a contemporary look. The 3.3 mm post-formed U-profile has a continuous return to add a touch of elegance.

ABS Square edge *NEW*



Post-formed U-profile



New Worktop Texture SL Slate

A stunning addition to the range is this riven slate effect, combining the natural feel of gently rippled stone with a soft reflective sheen. A practical but beautiful statement in the most sophisticated of kitchens.

Avant-garde




It's all about opposite design. Elegant, subtle, bold or even extravagant. It's easy to imagine, but harder to implement. The choice is yours - high gloss surfaces to make a real statement or softer finishes to deliver that premium look. Whatever you choose, we offer a full spectrum of en vogue monochromes, alongside a superb range of sheen and brushed aluminums.

THE THINKING

We love pushing the limits of what can be achieved with depth, definition and color. We challenged our engineers to play around with conventional production methods and see what could actually be created. Their results were incredibly interesting.

Mirror Gloss

Time, pressure, heat - all key to creating mirror-like surfaces. It costs a lot to make mirrored surfaces as desirable as this - in both time and money. It's a very complicated process, so we won't bore you with the details. Just be reassured that this is a surface that surpasses 'ordinary'.



8685 MG
Snow White
[Icons]




0514 MG
Ivory
[Icons]



7045 MG
Satin
[Icons]




7166 MG
Latté
[Icons]



0191 MG
Cool Grey
[Icons]



0171 MG
Slate Grey
[Icons]



5981 MG
Cashmere
[Icons]



8533 MG
Macchiato
[Icons]




6299 MG
Cobalt Grey
[Icons]



0190 MG
Black
[Icons]

Acrylic Gloss


High gloss is expensive. It just is – which is why so many people turn to Acrylic Gloss. It has all of the high-end looks, but a lot less of the excessive costs. We've invested heavily in acrylic technology – combining it with premium MDF to deliver the exceptional finish that people crave.



8685 AG
Snow White
[Icons]




0514 AG
Ivory
[Icons]



7045 AG
Satin
[Icons]



7166 AG
Latté
[Icons]




6299 AG
Cobalt Grey
[Icons]



0190 AG
Black
[Icons]

Acrylic Matt *NEW*


Elegant and understated, our Acrylic Matt boards combine a subtle appearance with genuinely tactile appeal. The finish has to be seen to be truly appreciated – we developed it specifically to bring warmth and allure to your most interesting furniture and interior projects.



8685 AM
Snow White
[Icons]




0514 AM
Ivory
[Icons]



7045 AM
Satin
[Icons]



7166 AM
Latté
[Icons]



6299 AM
Cobalt Grey
[Icons]



0190 AM
Black
[Icons]



Seamless harmony across the range

When it comes to design, we believe that there's nothing more important than expressing yourself – which is why our range is so diverse. But there's harmony within. Whichever collection you choose, you will always find complimentary products and designs to inspire your creativity and help complete your vision.

Everything we do is geared towards transforming ideas into reality, so you can be certain that our entire range has been developed with your aesthetic ambitions in mind.

MELAMINE FACED BOARDS (MF Boards)

Melamine Faced PB

Melamine Faced Particleboard (MF PB) is a wood-based panel constructed by three layers of resin-bonded wood particles produced under pressure and heat, with a resin-impregnated decorative paper pressed onto the surface.

Melamine Faced MDF

Melamine Faced Medium Density Fiberboard (MF MDF) is constructed by resin-bonded wood fibers produced under high pressure and heat with a resin-impregnated decorative paper pressed onto the surface.

EDGING

Furniture protection and finish edge bands are perfectly matched to our decor range and textures.

HIGH PRESSURE LAMINATE (HPL)

High Pressure Laminate (HPL) is produced by pressing multiple core layers and a decorative resin-impregnated paper. The perfect material for surfaces that require enhanced durability and impact resistance.

WORKTOPS POST-FORMED

High Pressure Laminate (HPL) bonded to wood-based Particleboard (PB) constructed by three layers resin-bonded wood chips produced under pressure and heat, machined and profiled with a post-formed edge.

WORKTOPS ABS SQUARE EDGE

This is the modern version of a worktop and features a straight edge and 1.5 mm ABS edging that gives a sturdy, square look. The simple, cleaner lines make these worktops perfect for any contemporary or minimalist kitchen design.

LACQUERED HDF (LHDF)

High Density Fiberboard (HDF) constructed by resin-bonded wood fibers produced under high pressure and heat, with decorative lacquered surface.

MIRROR GLOSS

Mirror Gloss Boards are wood-based panels with superfine surface covered with resin-impregnated decorative paper pressed using innovative technology giving a superior gloss surface.

ACRYLIC GLOSS

Based on a premium MDF material, covered with gloss lacquered acrylic film on the front side and high-impact polystyrene film on the reverse to improve stability. The boards have excellent impact strength, exceptionally high gloss levels and improved scrub resistance.

ACRYLIC MATT

Based on a premium MDF material, covered with matt lacquered acrylic film on the front side of the board and high-impact polystyrene film to the reverse side to improve its stability. The boards have excellent impact strength, scrub resistance, high UV stability and improved anti-fingerprint properties, as well as a protective PE foil that shields their surface.

COMPACT INTERIOR

Compact Boards are high-pressure structural laminates consisting of multiple core layers with a decorative resin-impregnated paper. Their durability, structural strength and moisture resistance make them ideal for interior and commercial applications subject to high impact and moisture, as well as for use in heavy duty areas.

METAL BOARDS

Metal Boards are produced based on a premium MDF material, one-sided coated with real aluminum sheet, with scrub resistance quality and protective PE foil.

FINISH FOIL

Special paper, coloured or printed on, with a lacquer-coated surface.

2D FOIL


2D Foil is PVC film suitable for different processing technologies such as profile wrapping, flat laminating and folding.

3D FOIL

3D Foil is high-quality thermoplastic laminate that can be processed on any common thermoforming press.



**Where will
inspiration
take you?**





kronospan-express.com

FOLLOW US



facebook.com/Kronospan



twitter.com/Kronospan



instagram.com/Kronospan



pinterest.com/Kronospan



youtube.com/KronospanWorldwide



Kronospan® App

